


**Proposed Problem.**

Gregory Dresden  
Washington & Lee University.  
Lexington, VA, USA.  
dresdeng@wlu.edu

**PROBLEM:**

Shown here are the graphs of  $r = \sin 4\theta/3$  and  $r = \sin 6\theta/5$ , where every other adjacent region (starting from the outside) is shaded black.



Find the total shaded area (as a function of  $k$ ) for any such graph  $r = \sin(k+1)\theta/k$ , where  $k > 0$  is an odd integer and  $\theta$  ranges from 0 to  $2k\pi$ .

---

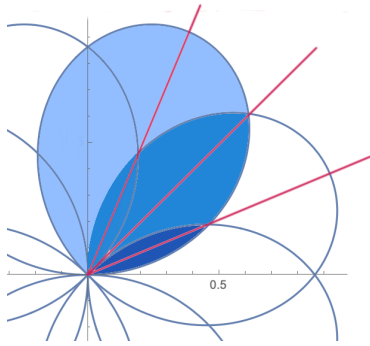
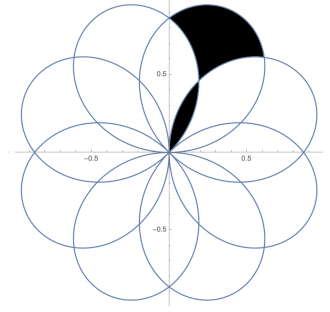
**SOLUTION:**

The answer, surprisingly, is always  $\pi/2$ .

Here's the proof. (see next page)

We will first show that the shaded area for  $r = \sin 4\theta/3$  (the first picture in the statement of the problem) is  $\pi/2$ . We then explain how an identical technique will work for  $r = \sin 6\theta/5$  (the second picture) and likewise for any  $r = \sin(k+1)\theta/k$  for  $k$  odd.

To begin with, we break down the picture for  $r = \sin 4\theta/3$  by looking at the area of just one “ginkgo leaf and stem”, as shown on the right. (The full picture is made up of eight of these ginkgo leaves and stems.)



Now, to understand the area of this ginkgo leaf and stem, we consider this picture on the left. Notice that we have shaded in a large petal, a medium petal (which overlaps the large petal), and a small petal (which overlaps the medium and large). By appealing to symmetry, and by looking at the three lines in the picture on the right (the lines are located at  $\pi/8$ ,  $2\pi/8$ , and  $3\pi/8$ ), we conclude that area of the large petal (we denote this area by  $A_3$ ) is

$$A_3 = 2 \cdot \int_0^{3\pi/8} \frac{1}{2} r^2 d\theta, \quad \dots \text{ where } r = \sin 4\theta/3,$$

and likewise the areas of the medium and small petals (call them  $A_2$  and  $A_1$ ) are given by similar integrals but with the upper limit of  $3\pi/8$  replaced by  $2\pi/8$  and  $\pi/8$ , respectively. A bit of computation gives the following values for the areas  $A_3$ ,  $A_2$ , and  $A_1$ .

$$A_3 = (3\pi - 3 \sin 3\pi/3)/16 = (3\pi)/16,$$

$$A_2 = (2\pi - 3 \sin 2\pi/3)/16,$$

$$A_1 = (\pi - 3 \sin \pi/3)/16.$$

Looking once more at our ginkgo leaf and stem, we see that the area of the ginkgo leaf can be found by starting with a large petal, subtracting two medium petals, and then compensating for the overlap in the medium petals by adding back a small petal. In other words, the area of the ginkgo “leaf” is  $A_3 - 2A_2 + A_1$ . As for the ginkgo “stem”, its area is the area of a small petal,  $A_1$ .

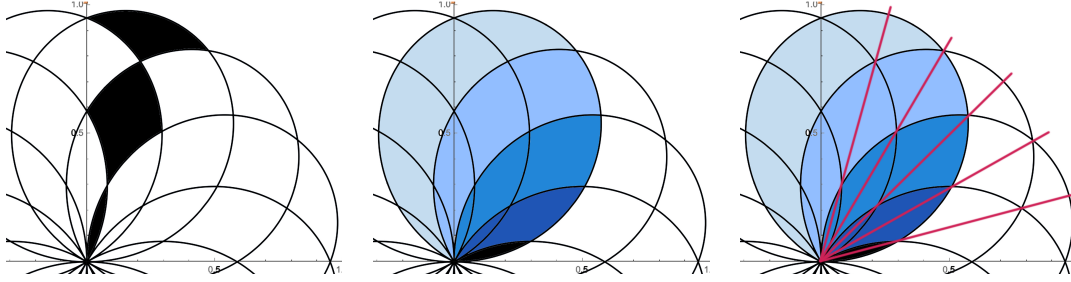
Summing up, the area of the ginkgo leaf and stem is  $A_3 - 2A_2 + 2A_1$ , and this is

$$A_3 - 2A_2 + 2A_1 = (3 - 2(2 - 1))\pi/16 + 6(\sin 2\pi/3 - \sin \pi/3)/16 = \pi/16,$$

and that last step is because  $\sin x = \sin(\pi - x)$ . Finally, since there are eight ginkgo leaves in our full picture, the total area is  $\pi/2$ .

Moving on to the next case, we will apply a similar technique and we will see a pattern develop. Consider the following pictures of the graph of  $r = \sin 6\theta/5$  in the first quadrant. Note that

what was a “ginkgo leaf and stem” from the last example now has three parts instead of two; we will simply call this a “ginkgo assembly”.



We will denote the areas of the five petals (from the middle picture) by  $B_5$  for the largest petal, down to  $B_1$  for the smallest, and each of these can be calculated by again using symmetry and looking at the red lines on the left (each separated by an angle of  $\pi/12$ ). We obtain the following values:

$$\begin{aligned} B_5 &= (5\pi - 5 \sin 5\pi/5)/24 = (5\pi)/24, \\ B_4 &= (4\pi - 5 \sin 4\pi/5)/24, \\ B_3 &= (3\pi - 5 \sin 3\pi/5)/24, \\ B_2 &= (2\pi - 5 \sin 2\pi/5)/24, \\ B_1 &= (\pi - 5 \sin \pi/5)/24. \end{aligned}$$

Looking once more at our “ginkgo assembly”, we see that the area of the outer blade of the assembly is  $B_5 - 2B_4 + B_3$ , and the area of the middle blade is  $B_3 - 2B_2 + B_1$ , and of course the smallest part has area  $B_1$ . Summing up, we have  $B_5 - 2B_4 + 2B_3 - 2B_2 + 2B_1$ , and this is

$$(5 - 2(4 - 3 + 2 - 1))\pi/24 + 10(\sin 4\pi/5 - \sin 3\pi/5 + \sin 2\pi/5 - \sin \pi/5)/24 = \pi/24,$$

and that last equality is again because  $\sin x = \sin(\pi - x)$ . Since there are twelve such ginkgo assemblies, the total area is again  $\pi/2$ .

With these two examples in hand, it is no surprise that in general, for  $r = \sin(k+1)\theta/k$  with  $k > 5$  odd, there are  $2(k+1)$  of these “ginkgo assemblies”. The area of each such ginkgo assembly is found by the following sum:

$$\begin{aligned} &(k - 2((k-1) - (k-2) + (k-3) - (k-4) + \cdots + 2 - 1))\pi/4(k+1) \\ &+ 2k(\sin(k-1)\pi/k - \sin(k-2)\pi/k + \cdots + \sin 2\pi/k - \sin \pi/k)/4(k+1), \end{aligned}$$

and this simplifies to  $\pi/4(k+1)$ . When we multiply by the number of ginkgo assemblies, we obtain a total area of  $\pi/2$ , as desired.

Finally, we note that for  $k = 1$ , we get the familiar four-petal rose  $r = \sin 2\theta$  and it is easy to show that the total area enclosed by each outer petal (and all the petals are outer petals) is again  $\pi/2$ .